

# Specialty Products



If our standard 107 and 200 series conveyor designs do not fit your application, Endura-Veyor can custom design a conveyor to your specifications.

## Why use Endura-Veyor plastic belt conveyors?

- Standard models for shorter lead times
- Quick response to quotation requests
- Outstanding service department with many years of experience
- Engineered to promote longer belt life
- Assembled and tested prior to shipping
- Custom designs available (including stainless steel)
- High quality Intralox belting - standard
- Modular frame design
- Minimize costly down-time with easily accessible and replaceable belt sections
- Belts are positively driven to greatly reduce the risk of belt jamming, "walking" or slipping

**intralox**  
EQUIPPED

**ENDURA**  
-VEYOR  
INC.

**ENDURA**  
-VEYOR  
INC.

## Products available from Endura-Veyor Inc.

- Hinged Steel Belt Conveyors
- Slider Bed Conveyors
- Parts Handling Conveyors
- Container Dumpers
- Boxwall Conveyors
- Plastic Belt Conveyors
- Magnetic Slide Conveyors
- Stainless Steel Conveyors
- Replacement Steel Belting

P.O. Box 205  
Alpena, Michigan 49707  
Fax: 989-358-7065  
Phone: 800-356-1593

[www.endura-veyor.com](http://www.endura-veyor.com)

**ENDURA**  
-VEYOR  
INC.

## Plastic Belt Conveyors

STANDARD AND CUSTOM DESIGNS




**For additional information,  
visit our website:  
[www.endura-veyor.com](http://www.endura-veyor.com)**

P.O. Box 205  
Alpena, Michigan 49707  
Fax: 989-358-7065  
Phone: 800-356-1593



# Model 107 Plastic Belt Conveyors


# Model 200 Plastic Belt Conveyors



Flights available from 1/2" to 1 3/4" (1" Standard Flight)


**Optional Features**

- Infeed Hoppers
- Discharge Chutes
- Top Covers
- Metal Detector Mounting
- Cooling Fan Mounting
- Controls




**Flush Grid**

- Strong, versatile belt
- Excellent for wet and washdown conditions
- 17% up to 38% open area for superior drainage
- Available in 400, 800 and 900 series




**Flat Top**

- Thick, durable surface
- 0% open area for excellent containment
- Great choice for recycling, scrap or parts handling
- Available in 400, 800 and 900 series




**Perforated Flat Top**

- Exceptional durability and drainage
- Ideal for medium to large parts that are wet or oily
- Versatile - from water bath to air cooling environments
- Available in 800 and 900 series



**Mesh Top**

- Versatile, economical washdown belting
- 9% or 24% open surface area available
- Excellent drainage to containment ratio
- Available in 800 and 900 series



**Friction Top**

- Two-material modules provide "grip" for inclines
- Diamond, square and flat top style available
- Longer lasting alternative to flat, rough top belts
- Available in 900 series



**Open Hinge**

- Premium quality belting
- Easy to clean - great for washdown
- Extremely rugged, durable belt
- Available in 400 and 800 series

**Optional Features**

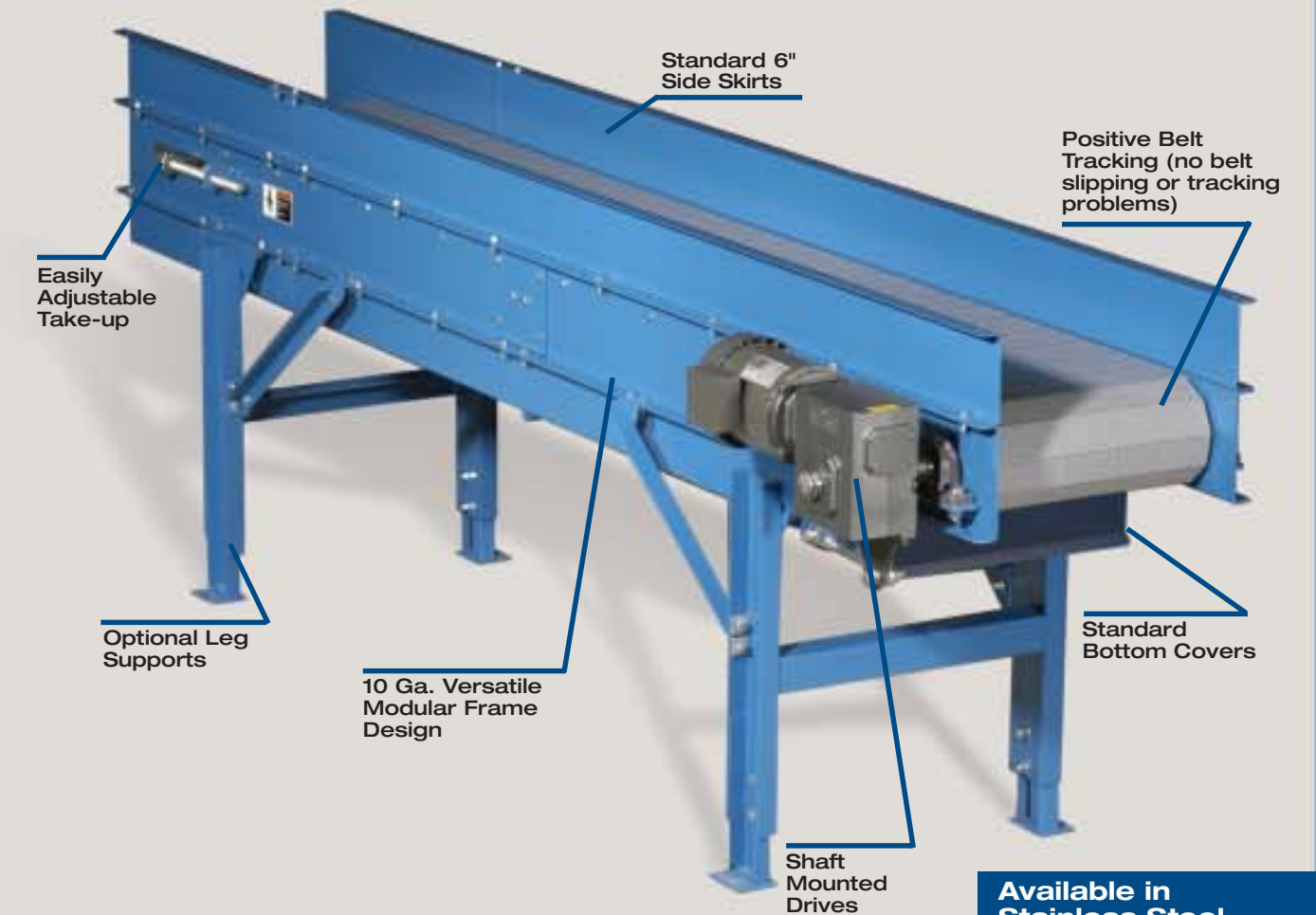
- Infeed Hoppers
- Discharge Chutes
- Top Covers
- Controls
- Metal Detector Mounting
- Cooling Fan Mounting




Flights available from 1/2" to 3" (1", 2" & 3" standard flight)

Scoop flight available in 3"

Sideguards available in 2" & 3"



Available in Stainless Steel



- **Accepts Intralox® 900 Series belting**
- **Live load ratings from 10 lbs. to 400 lbs. (subject to incline and hp ratings)**
- **Multiple belt options available**
- **Multiple conveyor options available**




Color of belting and conveyors shown may vary slightly from actual product.

Available in Stainless Steel



- **Accepts Intralox® 400 and 800 Series belting**
- **Live load ratings from 10 lbs. to 1800 lbs. (subject to incline and hp ratings)**
- **Multiple belt options available**
- **Multiple conveyor options available**



Color of belting and conveyors shown may vary slightly from actual product.